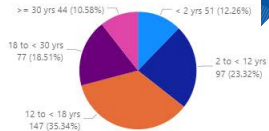
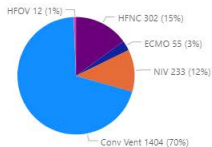


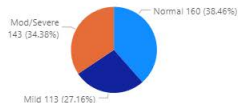
## Age Distribution



## Therapies Used (as Cumulative PICU Days) \*



## Comorbidity of Patients

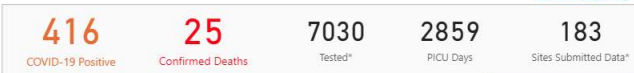


North American PICUs can submit data for this dashboard by contacting [covid@myvps.org](mailto:covid@myvps.org). Data submission is voluntary. Do not submit PHI; no PHI will be displayed on the dashboard. Please refer to the FAQ section for supportive details behind each component including update frequency. The dashboard and data are for information purposes only, not suitable for research publication. The veracity of the data has not been confirmed by VPS.

Community  
Developed  
Resource

# COVID-19 Data: North American Pediatric ICUs

VPS<sup>LLC</sup>  
[www.myvps.org](http://www.myvps.org)



## COVID-19 Confirmed Patients BY STATE / PROVINCE



- Timeline Dashboard
- Clinical Summary I Dashboard
- Clinical Summary II Dashboard

State

All

3/14/2020 5/11/2020

## COVID-19 BY STATE / PROVINCE

State	Positive	Deaths
NY	128	5
NJ	49	12
MI	25	1
PA	24	2
TX	22	1
IL	16	0
FL	13	0
CT	12	0
<b>Total</b>	<b>416</b>	<b>25</b>

Last Updated  
(UTC Timezone)

\*FAQ

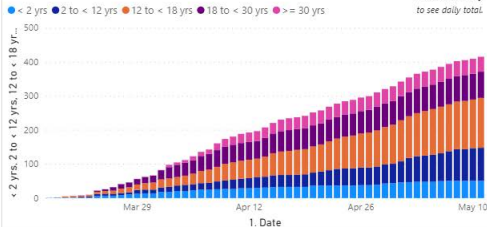
5/12/2020 11:20:16 PM

# COVID-19 Timeline: North American Pediatric ICUs

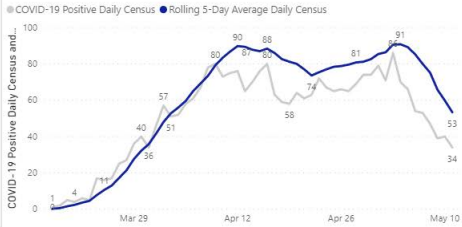
416      25      100  
Total COVID-19 Positive    Confirmed Deaths    COVID-19 Positive PICU Staff \*

- Main Dashboard
- Clinical Summary I Dashboard
- Clinical Summary II Dashboard

Cumulative COVID-19 Positive PICU Admissions (by Age Group)



COVID-19 Positive Daily Census



COVID-19 Positive PICU Admissions Per Day



Number of Sites Submitting per Day



Data submission by sites can lag behind by 1-3 days (particularly after weekends).

North American PICUs can submit data for this dashboard by contacting [covid@myvps.org](mailto:covid@myvps.org). Data submission is voluntary. Do not submit PHI; no PHI will be displayed on the dashboard. Please refer to the FAQ section for supportive details behind each component including update frequency. The dashboard and data are for information purposes only, not suitable for research publication. The veracity of the data has not been confirmed by VPS.

**FAQ**

186

Patients Reported

168

Discharged

18

Confirmed Deaths

This dashboard is based on a discharge survey. Not all sites that submit data to the primary survey submit to the discharge survey.

Filter by Pt Age

All

# COVID-19 Clinical Summary I: North American Pediatric ICUs


  
www.myvps.org

Main Dashboard

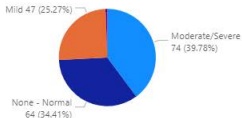
Timeline Dashboard

Clinical Summary II Dashboard

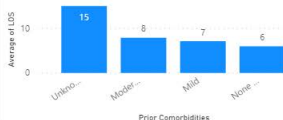
Filter by State

All

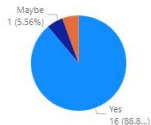
## Prior Comorbidities



## Average of LOS (in days) by Prior Comorbidities

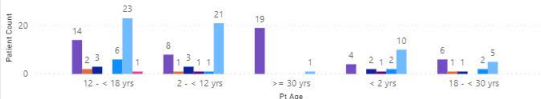


## Was COVID-19 Cause of Death

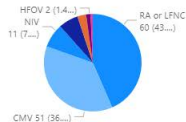


## Pt Age and Max Resp Support

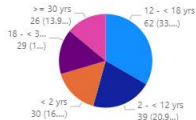
Max Resp Support: CMV (purple), ECMO (orange), HFNC (dark blue), HFOV (red), NIV (light blue), RA or LFNC (medium blue), Unknown (pink)



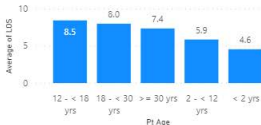
## Max Resp Support



## Patient Age



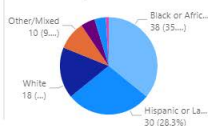
## Average of LOS (in days) by Age Group



## Blood Type



## Race/Ethnicity



North American PICUs can submit data for this dashboard by contacting [covid@myvps.org](mailto:covid@myvps.org). Data submission is voluntary. Do not submit PHI; no PHI will be displayed on the dashboard. Please refer to the FAQ section for supportive details behind each component including update frequency. The dashboard and data are for information purposes only, not suitable for research publication. The veracity of the data has not been confirmed by VPS.

FAQ

186

168

Discharged

18

Confirmed Deaths

Patients Reported

This dashboard is based on a discharge survey.  
Not all sites that submit data to the primary survey submit to the discharge survey.

Filter by Pt Age

All

## COVID-19 Clinical Summary II: North American Pediatric ICUs

VPS<sup>LLC</sup>  
www.myvps.org

Main Dashboard

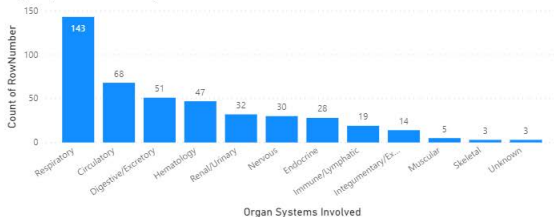
Timeline Dashboard

Clinical Summary I Dashboard

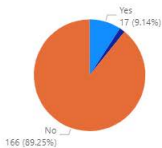
Filter by State

All

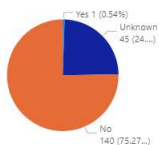
### Organ Systems Involved By COVID-19 \*



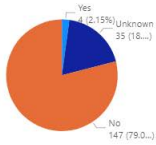
### Hx of Immunodeficiency



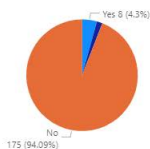
### Vaping



### Smoking



### Hx of Autoimmune



North American PICUs can submit data for this dashboard by contacting covid@myvps.org. Data submission is voluntary. Do not submit PHI; no PHI will be displayed on the dashboard. Please refer to the FAQ section for supportive details behind each component including update frequency. The dashboard and data are for information purposes only, not suitable for research publication. The veracity of the data has not been confirmed by VPS.

\*FAQ

